

# Strategic Planning Survey: Sundance Hills Metropolitan District

August 2020



Sundance Hills  
Metropolitan District

# 161

Total Responses

August 2020

Complete Responses: 119

# General Results

- Majority of respondents are District residents or “member-users.” They represent a wide facility-use demographic, but are primarily pool users.
- In general, respondents (even those who do not use all or some facilities), noted that keeping the entire facility up-to-date and in working order is important for reliable and safe use, and to maintain general property values.
- Respondents generally support projects and funding those projects, with a strong emphasis on maintenance.
- Those who expressed “maybe” or “somewhat” were grouped with those who expressed strong support. In order to be confident with the groupings, more education is recommended regarding both funding mechanisms and project needs:
  - Current budget does not provide adequate funds to address larger repair and maintenance items, much less enhancements
  - Facilities fees directly fund operations, not much more
  - A target reserve fund for emergency repairs and ongoing maintenance is a key goal
- Recommendations include a combination of solutions:
  - Initial debt funding to continue, but not increase, current debt service mill levy to perform supported needs
  - Increase annual income for savings and emergency reserve needs through a combination of reasonable increases to both general mill levy and membership fees.

Note: Open-ended and comments included under separate cover.

**Support for each category reflected in dollars\*:**

**Critical     \$560,400**

**High         \$1,347,600**

**Medium       \$210,000**

**Low            \$6,000**

**Note: Totals include contingency of 20%**

# Support for Category: Pool

Key	
75-100%	Critical
50-75%	High
25-50%	Medium
0-25%	Low

Capital Improvement	District Priority	Very/somewhat important	Yes/Maybe support funding	Estimated Cost
<u>Pool Repairs:</u>				
Pool pump room remodel	Critical	89%	91%	\$147,000.00
Pool re-surfacing	Critical	91%	93%	\$90,000.00
Dive-well safety padding repairs	Critical	89%	90%	\$5,000.00
New outdoor furniture	High	76%	82%	\$30,000.00
Volleyball court sand	High	52%	61%	\$1,000.00
Pool accessories	Medium	80%	82%	\$85,000.00
Pool entrance remodel	Medium	42%	60%	\$25,000.00

# Support for Category: Pool Additions

Key	
75-100%	Critical
50-75%	High
25-50%	Medium
0-25%	Low

Capital Improvement	District Priority	Very/somewhat important	Yes/Maybe support funding	Estimated Cost
<u>Potential Pool Additions/Enhancements:</u>				
Baby and toddler pool	High	54%	61%	\$200,000.00
Dive pool improvements	High	65%	68%	\$250,000.00
Entry system upgrade	Medium	50%	58%	\$20,000.00
Outdoor enhancements	Medium	54%	58%	\$10,000.00
Shade expansion	Medium	61%	62%	\$50,000.00
Adult pool	Medium	63%	71%	\$150,000.00
Locker room/storage remodel	Medium	32%	49%	\$100,000.00

# Support for Category: Tennis

Key	
75-100%	Critical
50-75%	High
25-50%	Medium
0-25%	Low

Capital Improvement	District Priority	Very/somewhat important	Yes/Maybe support funding	Estimated Cost
<u>Tennis Court Repairs:</u>				
Tennis wall repair	High	69%	74%	\$80,000.00
Drainage repair	High	69%	74%	\$20,000.00
New wind screens for tennis courts	Medium	53%	62%	\$20,000.00
Tennis court resurfacing	Medium	68%	67%	\$25,000.00

# Support for Category: Tennis Additions

Key	
75-100%	Critical
50-75%	High
25-50%	Medium
0-25%	Low

Capital Improvement	District Priority	Very/somewhat important	Yes/Maybe support funding	Estimated Cost
<u>Potential Tennis Court Additions/Enhancements:</u>				
Court lighting	Medium	53%	53%	\$100,000.00
Entry system upgrade	Medium	47%	49%	\$20,000.00



# Support for Category: General Facility

Key	
75-100%	Critical
50-75%	High
25-50%	Medium
0-25%	Low

Capital Improvement	District Priority	Very/somewhat important	Yes/Maybe support funding	Estimated Cost
<u>General Facility Repairs:</u>				
New roofing	High	75%	74%	\$50,000.00
New furniture Sailfish Room	High	43%	48%	\$25,000.00
Playground maintenance	High	72%	79%	\$10,000.00
Repaint interior Sailfish Room	Medium	43%	51%	\$2,000.00
Repaint exterior building and fencing	Medium	61%	69%	\$15,000.00
Resurface parking lot	Medium	45%	48%	\$20,000.00
Sailfish Room bathroom repairs	Medium	49%	54%	\$5,000.00
Sailfish Room fireplace replacement	Medium	21%	32%	\$5,000.00
Sailfish room kitchen improvements	Medium	38%	50%	\$5,000.00

# Support for Category: General Facility Additions

Key	
75-100%	Critical
50-75%	High
25-50%	Medium
0-25%	Low

Capital Improvement	District Priority	Very/somewhat important	Yes/Maybe support funding	Estimated Cost
---------------------	-------------------	-------------------------	---------------------------	----------------

Potential General Facility Additions/Enhancements:

Playground update	High	58%	63%	\$50,000.00
Irrigation replacement/repair	High	69%	77%	\$100,000.00
Landscape re-design	Medium	54%	67%	\$50,000.00
New fence fabric for pool area	Medium			\$5,000.00

# Q1: Select an option below that best describes you

Answered: 160 Skipped: 1



## Q1: Select an option below that best describes you

Answered: 160 Skipped: 1

ANSWER CHOICES	RESPONSES	
I am a resident and/or property owner within the District	88.75%	142
I am not a resident within the District	10.00%	16
I am another type of stakeholder (contractor, neighboring government, business owner, etc.)	0.63%	1
I am unsure	0.00%	0
Other (please specify)	0.63%	1
Total Respondents: 160		

## Q2: Please select how often you and/or your family use each facility at the District.

Answered: 158 Skipped: 3



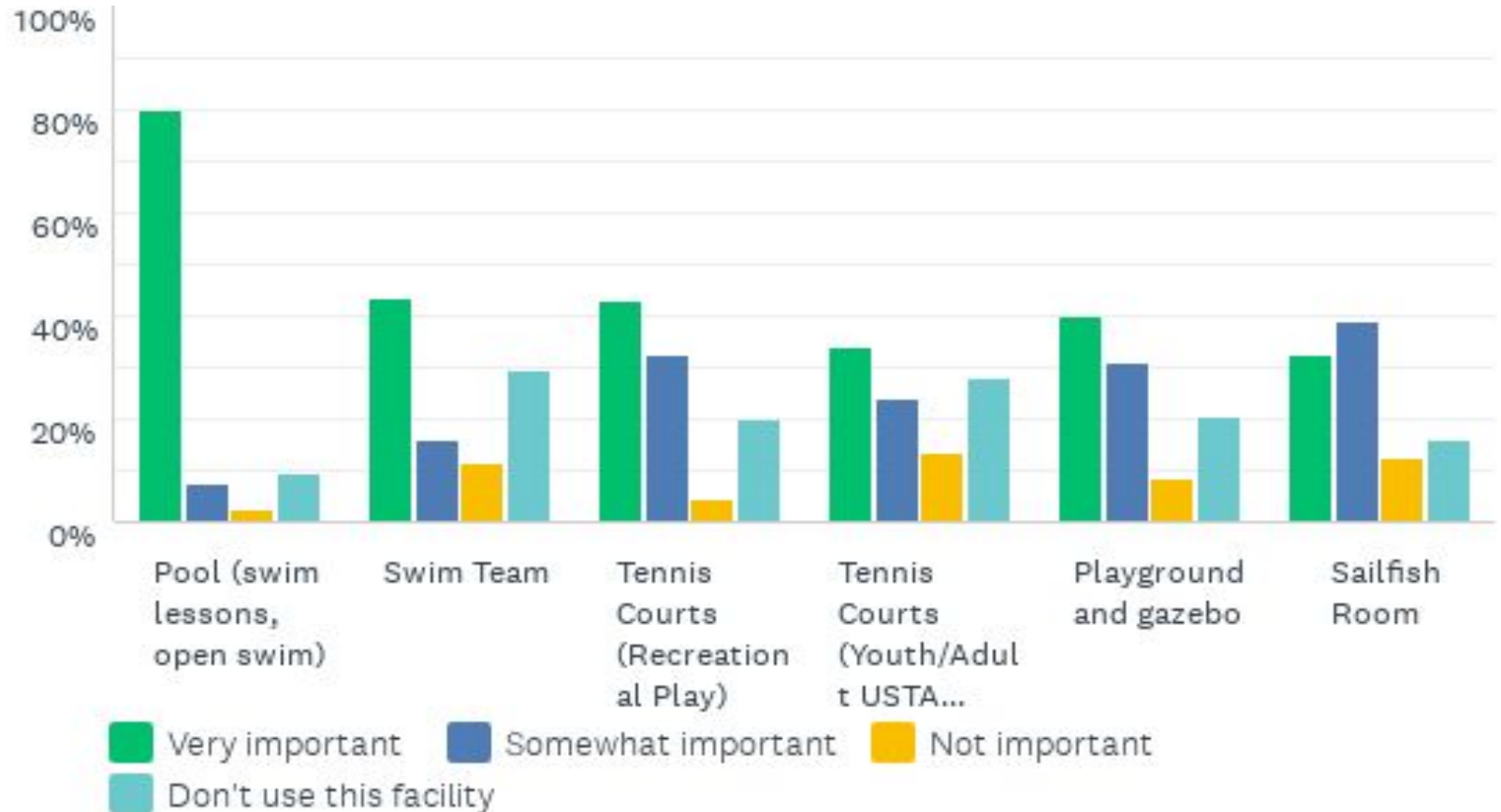
## Q2: Please select how often you and/or your family use each facility at the District.

Answered: 158 Skipped: 3

	DAILY	WEEKLY	MONTHLY	LESS THAN MONTHLY	NEVER	TOTAL
Pool (swim lessons, open swim)	15.92% 25	49.68% 78	8.28% 13	8.92% 14	17.20% 27	157
Pool (Swim Team)	24.46% 34	5.76% 8	0.72% 1	3.60% 5	65.47% 91	139
Tennis Courts (Recreational Play)	2.63% 4	17.11% 26	19.08% 29	24.34% 37	36.84% 56	152
Tennis Courts (Youth/Adult USTA League/Lessons)	2.82% 4	21.83% 31	2.82% 4	7.04% 10	65.49% 93	142
Playground and gazebo	6.80% 10	22.45% 33	16.33% 24	13.61% 20	40.82% 60	147
Sailfish Room	0.00% 0	0.66% 1	9.87% 15	59.87% 91	29.61% 45	152

### Q3: Please select the level of importance of each facility to you and/or your family.

Answered: 156 Skipped: 5



### Q3: Please select the level of importance of each facility to you and/or your family.

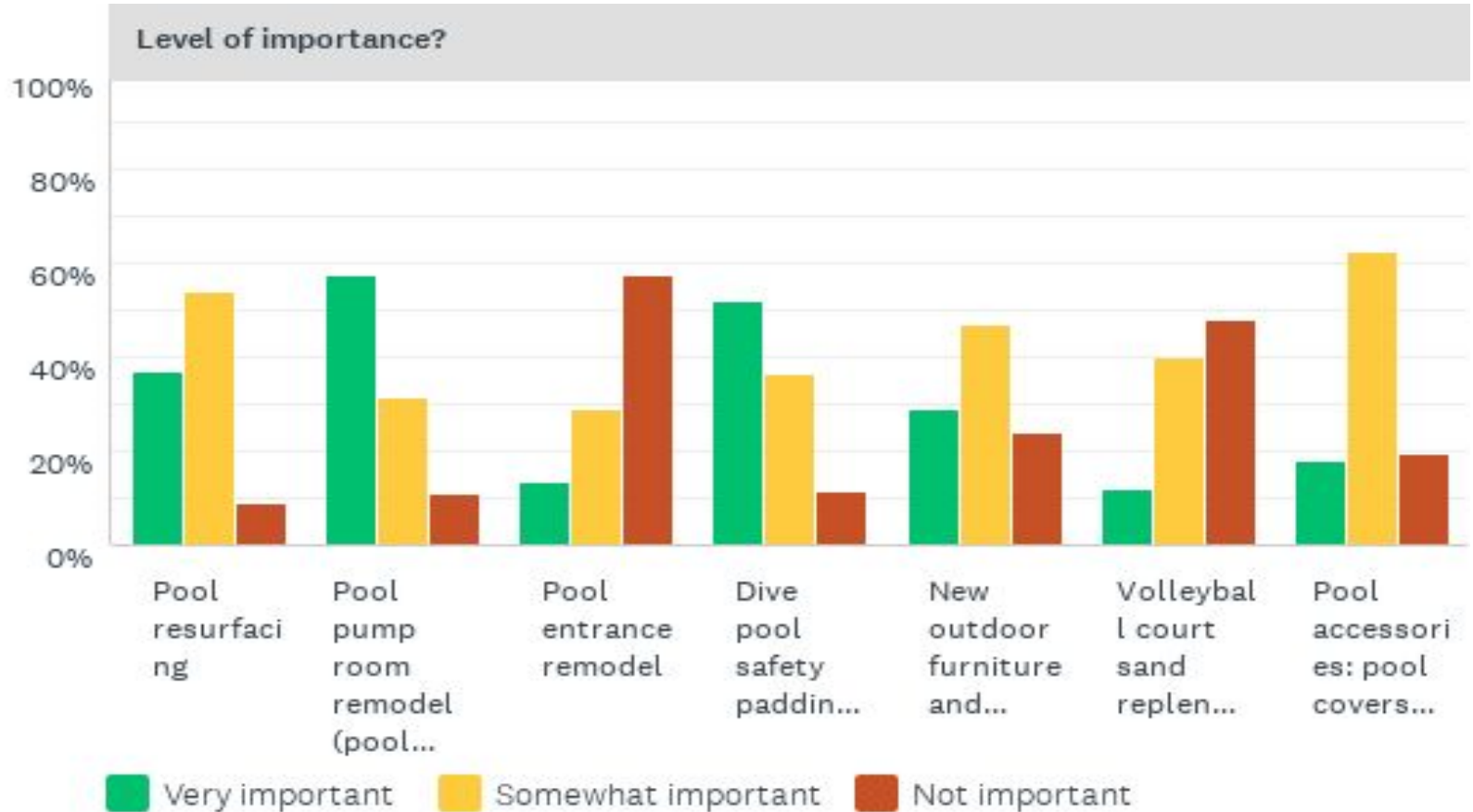
Answered: 156 Skipped: 5

	VERY IMPORTANT	SOMEWHAT IMPORTANT	NOT IMPORTANT	DON'T USE THIS FACILITY	TOTAL
Pool (swim lessons, open swim)	80.13% 125	7.69% 12	2.56% 4	9.62% 15	156
Swim Team	43.33% 65	16.00% 24	11.33% 17	29.33% 44	150
Tennis Courts (Recreational Play)	42.95% 67	32.69% 51	4.49% 7	19.87% 31	156
Tennis Courts (Youth/Adult USTA League/Lessons)	33.99% 52	24.18% 37	13.73% 21	28.10% 43	153
Playground and gazebo	40.00% 62	30.97% 48	8.39% 13	20.65% 32	155
Sailfish Room	32.47% 50	38.96% 60	12.34% 19	16.23% 25	154



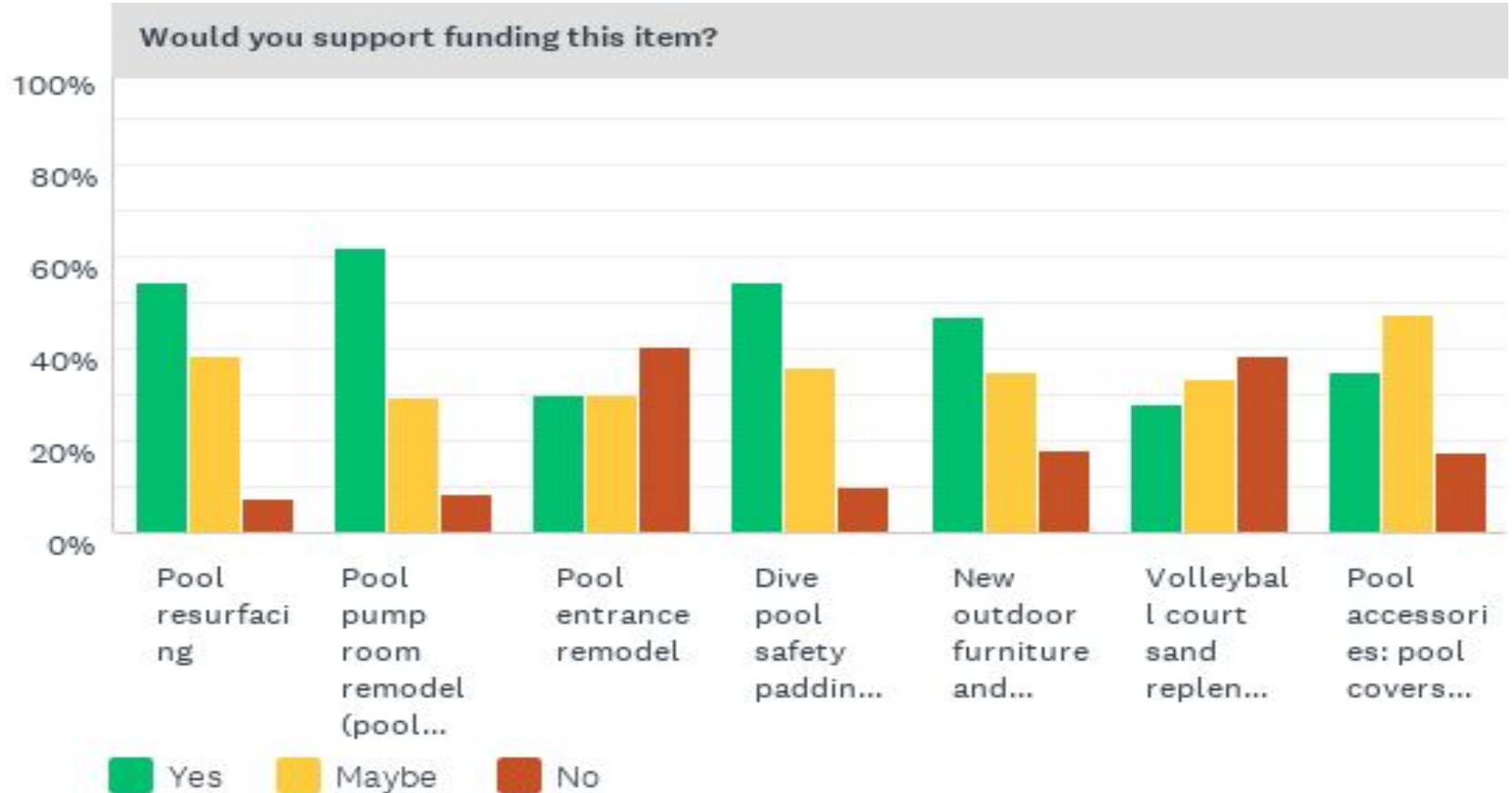
**Q5: Please review the following maintenance and repair items for the District pool. Indicate the level of importance and your support for funding each item.**

Answered: 122 Skipped: 39



**Q5: Please review the following maintenance and repair items for the District pool. Indicate the level of importance and your support for funding each item.**

Answered: 122 Skipped: 39



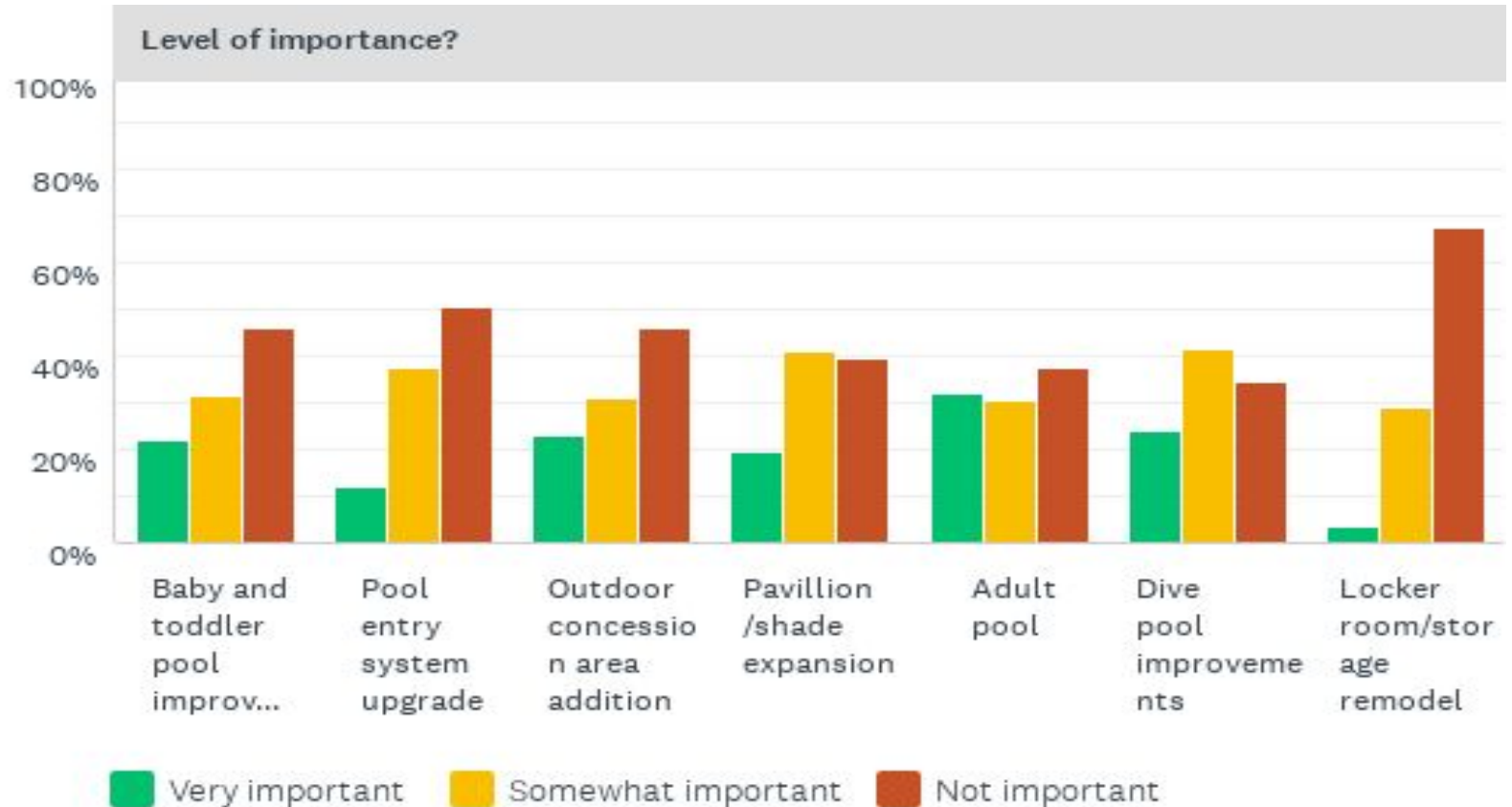
**Q5: Please review the following maintenance and repair items for the District pool. Indicate the level of importance and your support for funding each item.**

Answered: 122 Skipped: 39

Level of importance?				
	VERY IMPORTANT	SOMEWHAT IMPORTANT	NOT IMPORTANT	TOTAL
Pool resurfacing	36.97% 44	53.78% 64	9.24% 11	119
Pool pump room remodel (pool pumps, furnaces, heater)	57.26% 67	31.62% 37	11.11% 13	117
Pool entrance remodel	13.56% 16	28.81% 34	57.63% 68	118
Dive pool safety padding repairs	52.17% 60	36.52% 42	11.30% 13	115
New outdoor furniture and repairs to current furniture	29.06% 34	47.01% 55	23.93% 28	117
Volleyball court sand replenishment	11.97% 14	40.17% 47	47.86% 56	117
Pool accessories: pool covers, thermal pool covers and reel, lane lines and ropes, fence wind fabric	17.95% 21	62.39% 73	19.66% 23	117
Would you support funding this item?				
	YES	MAYBE	NO	TOTAL
Pool resurfacing	54.26% 51	38.30% 36	7.45% 7	94
Pool pump room remodel (pool pumps, furnaces, heater)	61.96% 57	29.35% 27	8.70% 8	92
Pool entrance remodel	29.79% 28	29.79% 28	40.43% 38	94
Dive pool safety padding repairs	54.35% 50	35.87% 33	9.78% 9	92
New outdoor furniture and repairs to current furniture	46.81% 44	35.11% 33	18.09% 17	94
Volleyball court sand replenishment	27.96% 26	33.33% 31	38.71% 36	93
Pool accessories: pool covers, thermal pool covers and reel, lane lines and ropes, fence wind fabric	35.16% 32	47.25% 43	17.58% 16	91

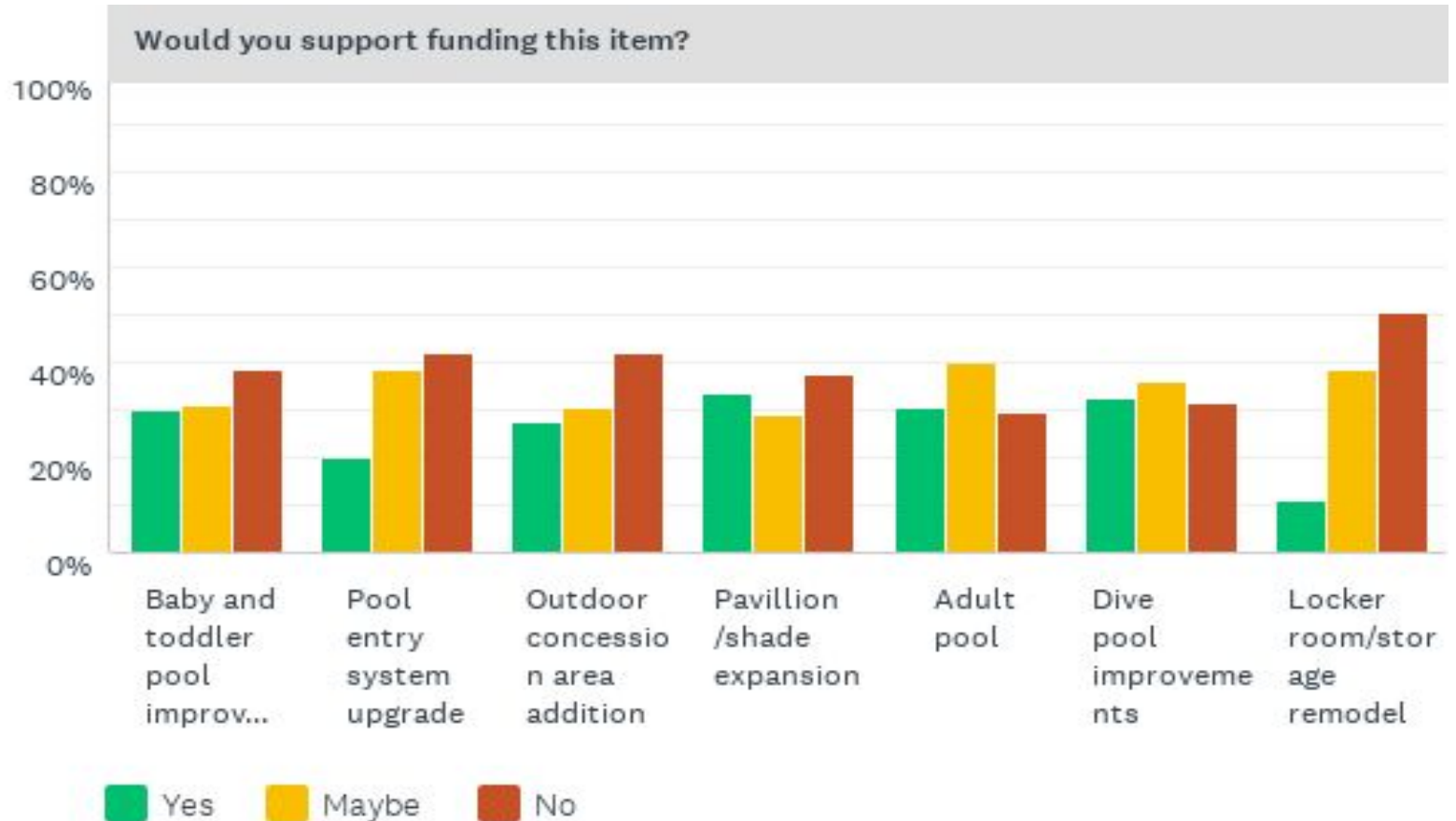
**Q6: Please review the following potential additions/enhancements for the District pool and park. Indicate the level of importance and your support for funding each item.**

Answered: 121 Skipped: 40



## Q6: Please review the following potential additions/enhancements for the District pool and park. Indicate the level of importance and your support for funding each item.

Answered: 121 Skipped: 40



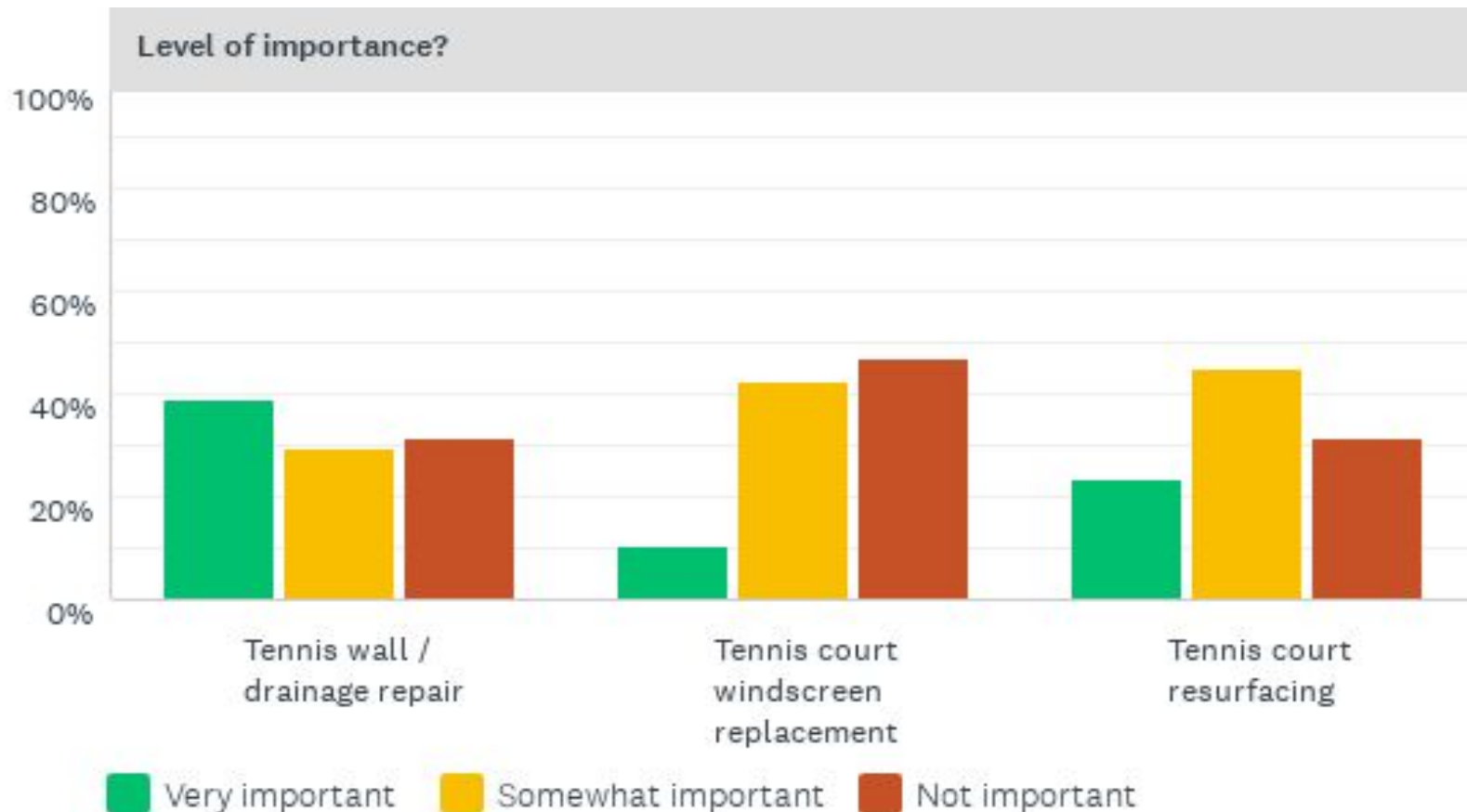
**Q6: Please review the following potential additions/enhancements for the District pool and park. Indicate the level of importance and your support for funding each item.**

Answered: 121 Skipped: 40

Level of importance?				
	VERY IMPORTANT	SOMEWHAT IMPORTANT	NOT IMPORTANT	TOTAL
Baby and toddler pool improvements	22.22% 26	31.62% 37	46.15% 54	117
Pool entry system upgrade	12.17% 14	37.39% 43	50.43% 58	115
Outdoor concession area addition	23.08% 27	30.77% 36	46.15% 54	117
Pavillion/shade expansion	19.30% 22	41.23% 47	39.47% 45	114
Adult pool	32.14% 36	30.36% 34	37.50% 42	112
Dive pool improvements	23.89% 27	41.59% 47	34.51% 39	113
Locker room/storage remodel	3.51% 4	28.95% 33	67.54% 77	114
Would you support funding this item?				
	YES	MAYBE	NO	TOTAL
Baby and toddler pool improvements	30.11% 28	31.18% 29	38.71% 36	93
Pool entry system upgrade	19.78% 18	38.46% 35	41.76% 38	91
Outdoor concession area addition	27.37% 26	30.53% 29	42.11% 40	95
Pavillion/shade expansion	33.33% 31	29.03% 27	37.63% 35	93
Adult pool	30.43% 28	40.22% 37	29.35% 27	92
Dive pool improvements	32.61% 30	35.87% 33	31.52% 29	92
Locker room/storage remodel	10.99% 10	38.46% 35	50.55% 46	91

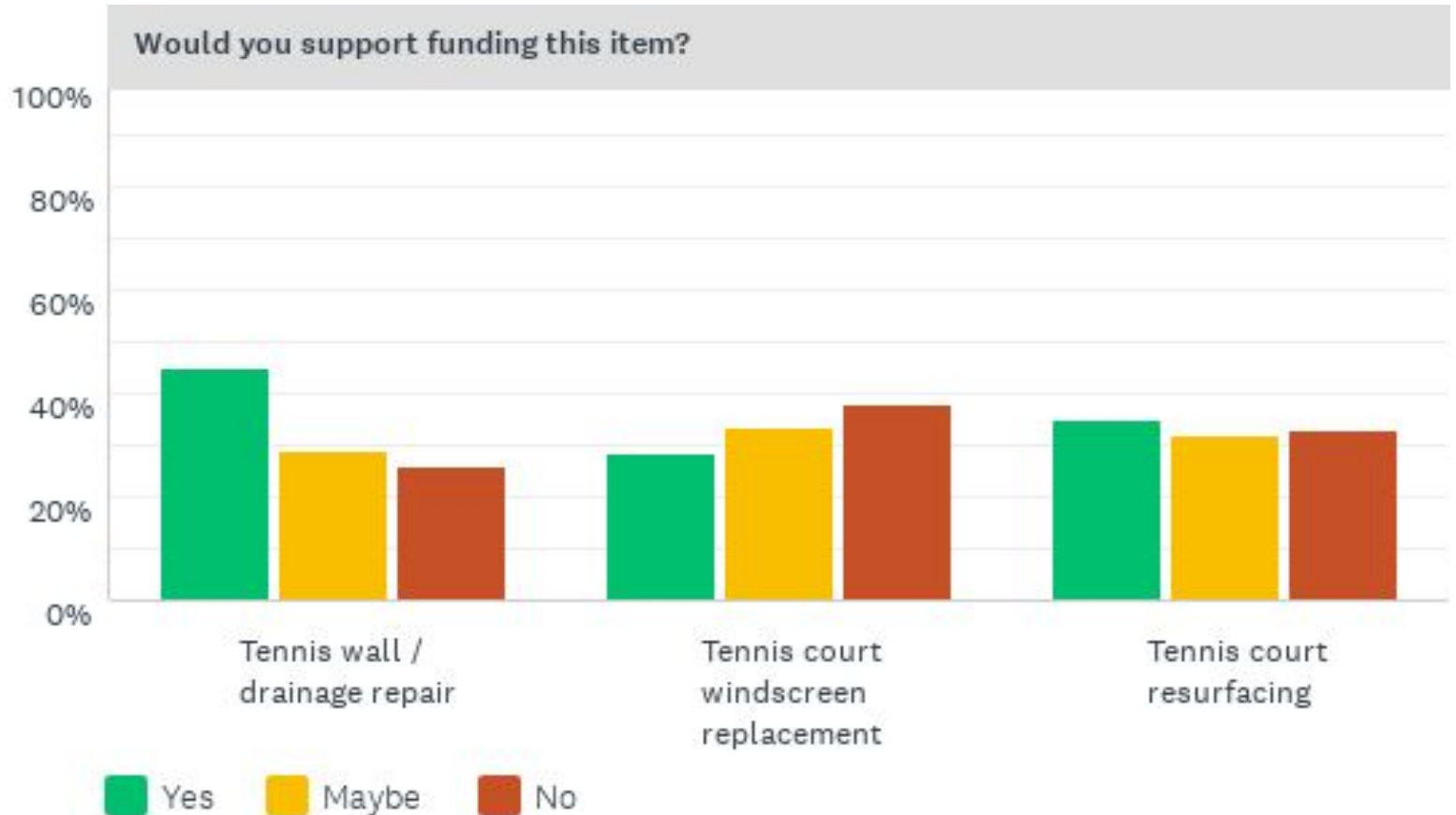
## Q7: Please review the following maintenance, repair items for the District tennis courts. Indicate the level of importance and your support for funding each item.

Answered: 122 Skipped: 39



**Q7: Please review the following maintenance, repair items for the District tennis courts. Indicate the level of importance and your support for funding each item.**

Answered: 122 Skipped: 39





**Q7: Please review the following maintenance, repair items for the District tennis courts. Indicate the level of importance and your support for funding each item.**

Answered: 122 Skipped: 39

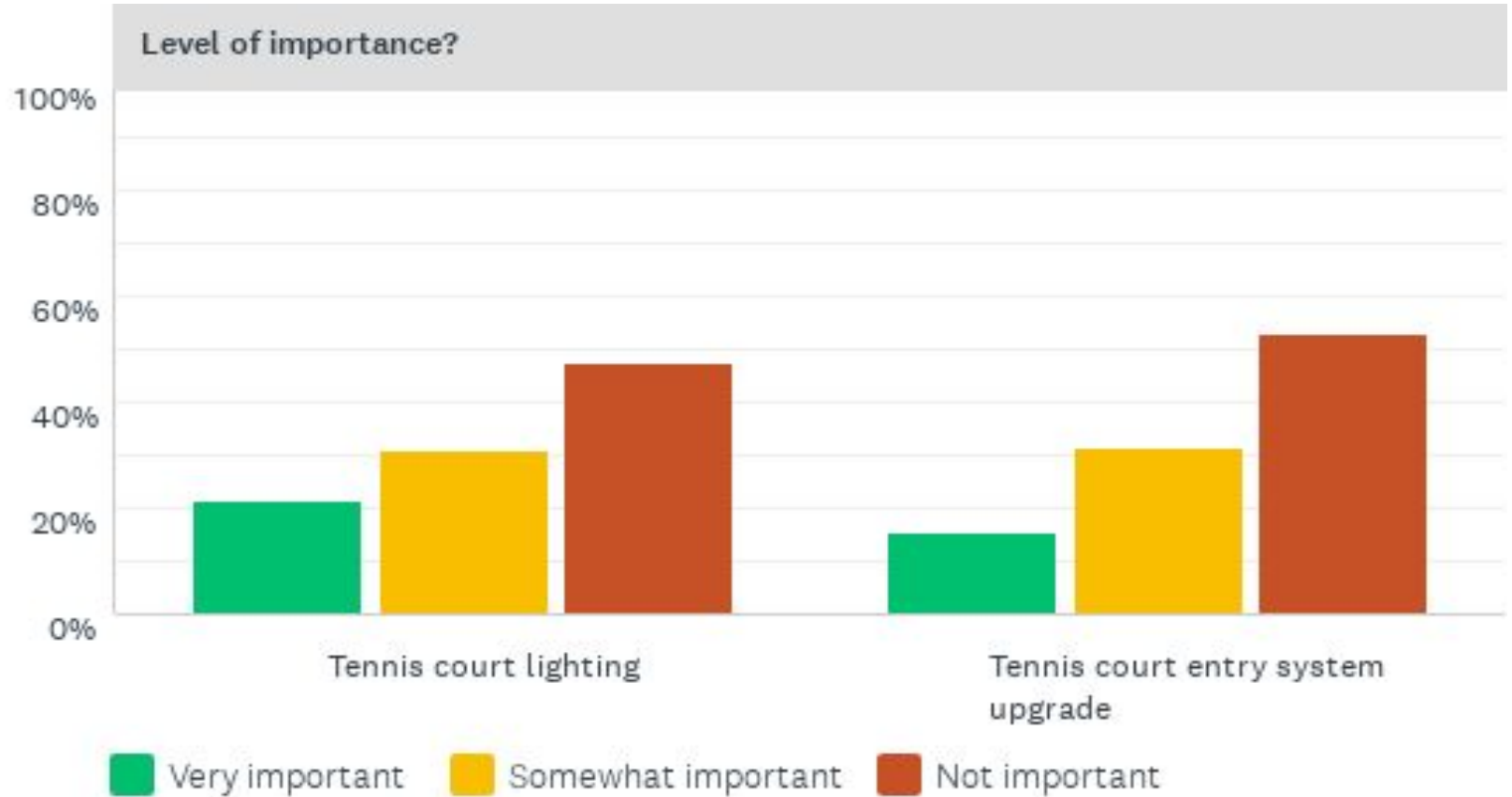
Level of importance?				
	VERY IMPORTANT	SOMEWHAT IMPORTANT	NOT IMPORTANT	TOTAL
Tennis wall / drainage repair	38.98% 46	29.66% 35	31.36% 37	118
Tennis court windscreen replacement	10.26% 12	42.74% 50	47.01% 55	117
Tennis court resurfacing	23.33% 28	45.00% 54	31.67% 38	120

Would you support funding this item?				
	YES	MAYBE	NO	TOTAL
Tennis wall / drainage repair	44.94% 40	29.21% 26	25.84% 23	89
Tennis court windscreen replacement	28.74% 25	33.33% 29	37.93% 33	87
Tennis court resurfacing	35.23% 31	31.82% 28	32.95% 29	88

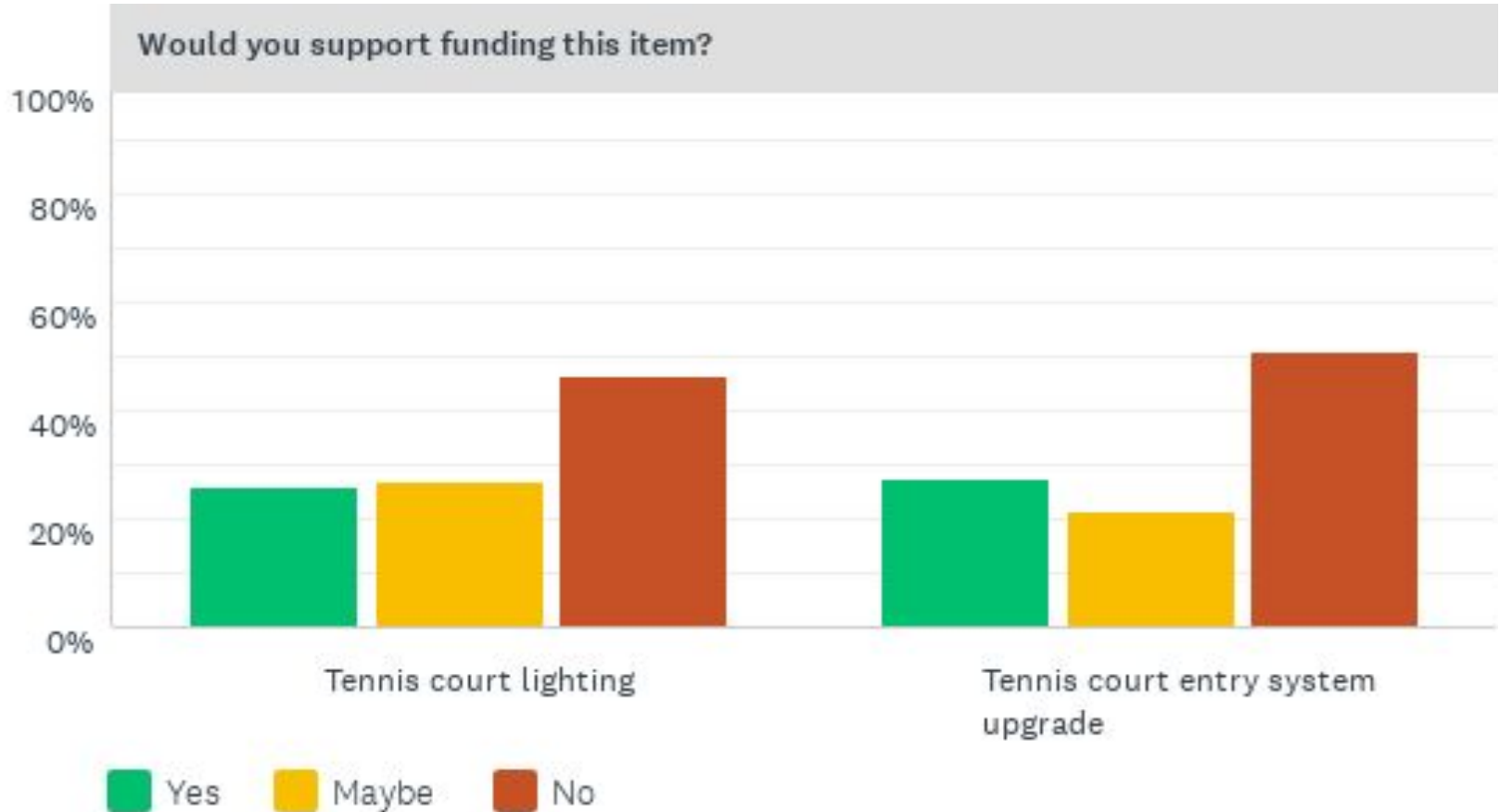
**Q8: Please review the following potential additions/enhancements for the District tennis courts. Indicate the level of importance and your support for funding each item.**

Answered: 120 Skipped: 41



**Q8: Please review the following potential additions/enhancements for the District tennis courts. Indicate the level of importance and your support for funding each item.**

Answered: 120 Skipped: 41



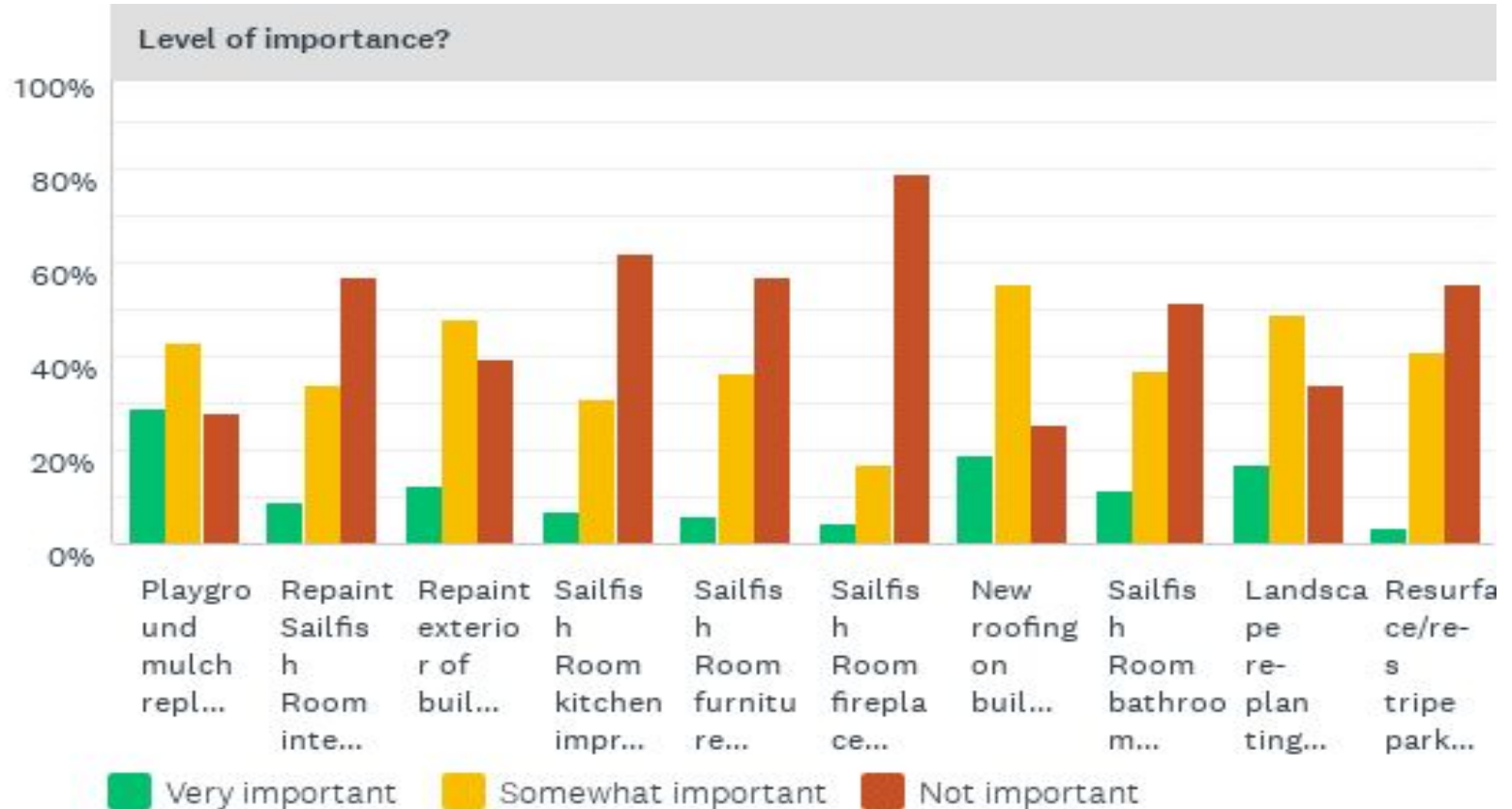
**Q8: Please review the following potential additions/enhancements for the District tennis courts. Indicate the level of importance and your support for funding each item.**

Answered: 120 Skipped: 41

Level of importance?				
	VERY IMPORTANT	SOMEWHAT IMPORTANT	NOT IMPORTANT	TOTAL
Tennis court lighting	21.55% 25	31.03% 36	47.41% 55	116
Tennis court entry system upgrade	15.38% 18	31.62% 37	52.99% 62	117
Would you support funding this item?				
	YES	MAYBE	NO	TOTAL
Tennis court lighting	26.09% 24	27.17% 25	46.74% 43	92
Tennis court entry system upgrade	27.66% 26	21.28% 20	51.06% 48	94

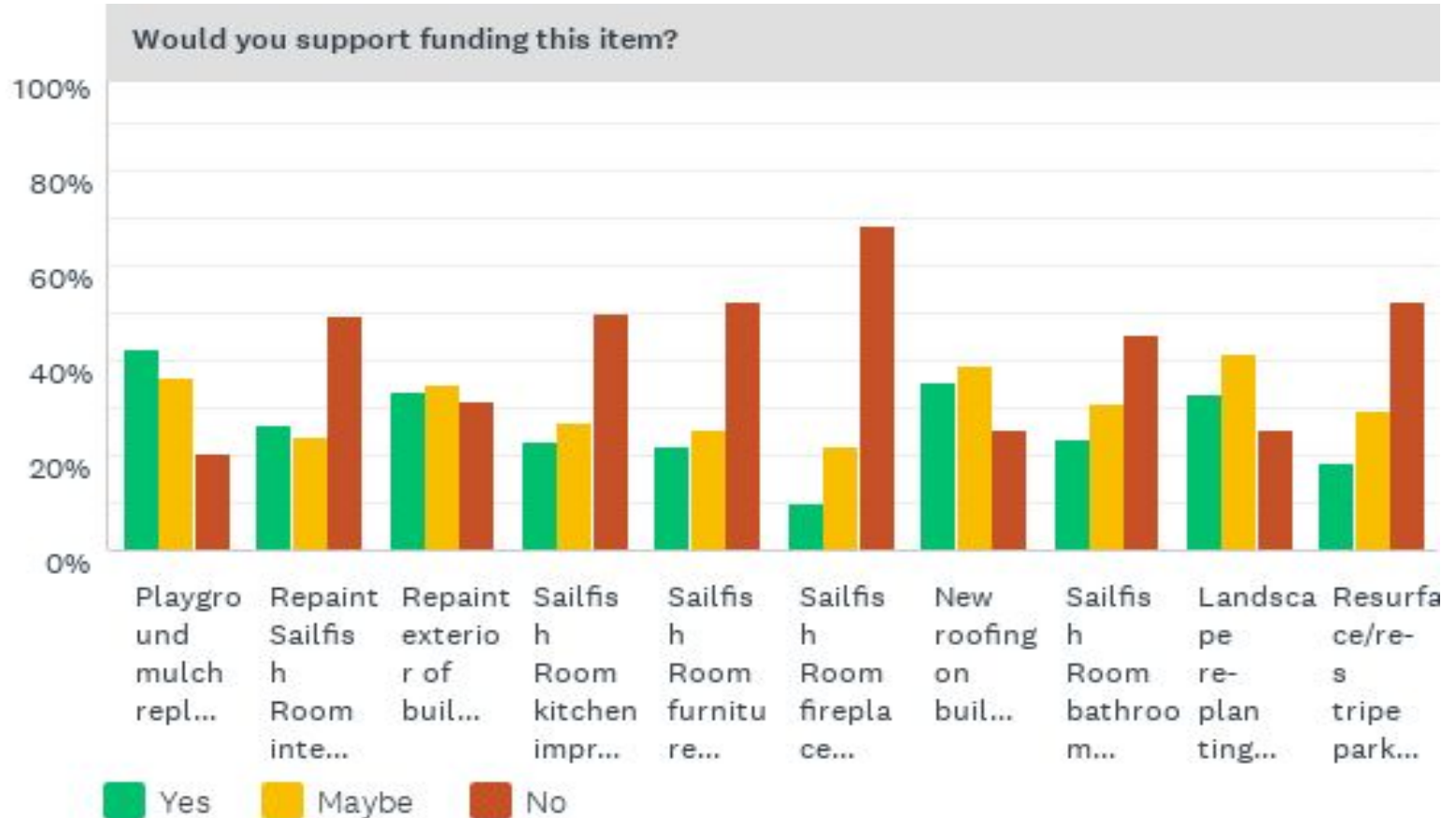
# Q9: Please review the following maintenance and repair items for general District facilities and park. Indicate the level of importance and your support for funding each item.

Answered: 117 Skipped: 44



**Q9: Please review the following maintenance and repair items for general District facilities and park. Indicate the level of importance and your support for funding each item.**

Answered: 117 Skipped: 44



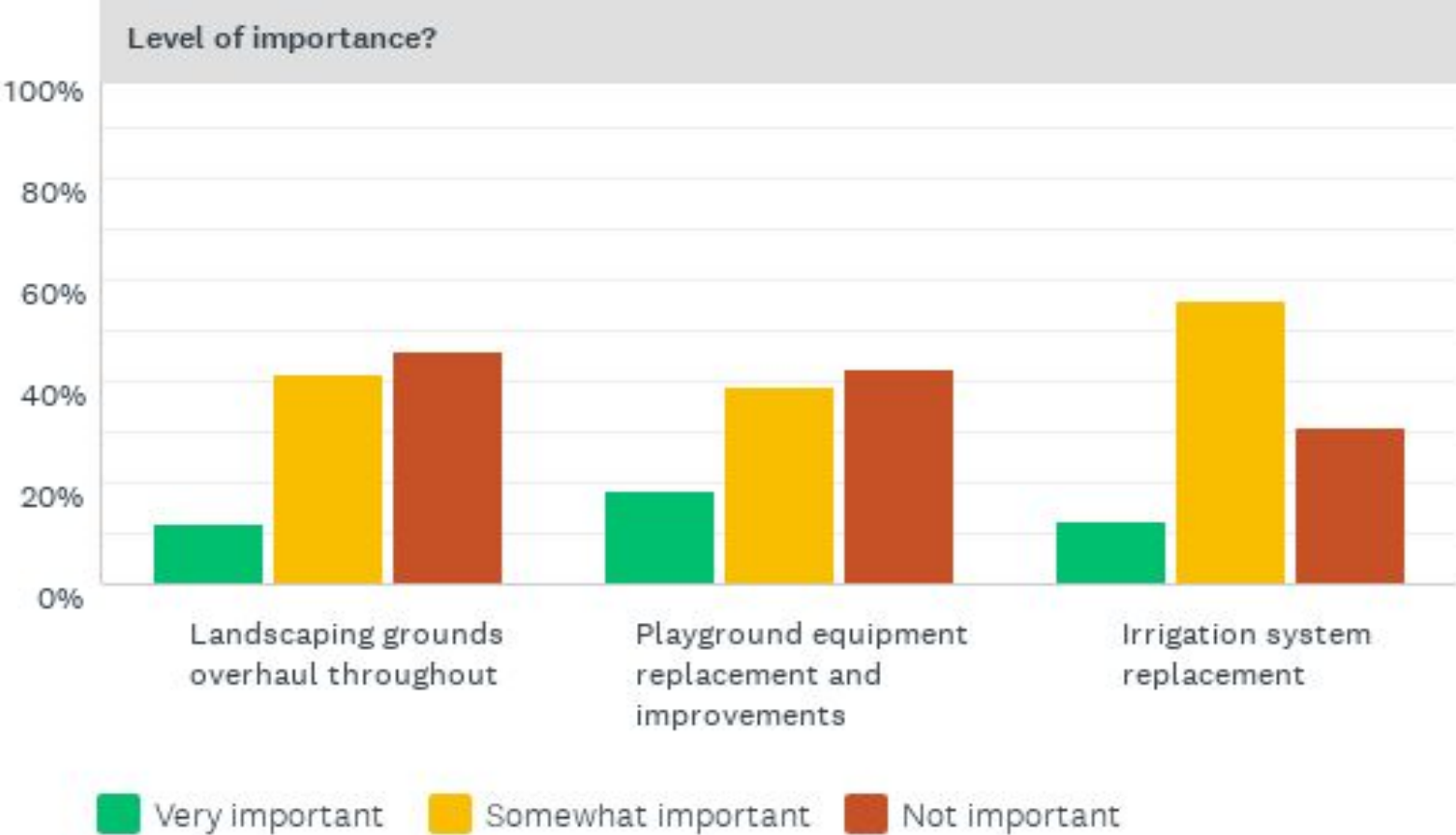
**Q9: Please review the following maintenance and repair items for general District facilities and park. Indicate the level of importance and your support for funding each item.**

Answered: 117 Skipped: 44

Level of importance?				
	VERY IMPORTANT	SOMEWHAT IMPORTANT	NOT IMPORTANT	TOTAL
Playground mulch replenishment	28.95% 33	42.98% 49	28.07% 32	114
Repaint Sailfish Room interior	8.77% 10	34.21% 39	57.02% 65	114
Repaint exterior of building and fencing	12.28% 14	48.25% 55	39.47% 45	114
Sailfish Room kitchen improvements	7.08% 8	30.97% 35	61.95% 70	113
Sailfish Room furniture replacement/repairs	6.25% 7	36.61% 41	57.14% 64	112
Sailfish Room fireplace replacement	4.42% 5	16.81% 19	78.76% 89	113
New roofing on building	19.09% 21	55.45% 61	25.45% 28	110
Sailfish Room bathroom improvements	11.50% 13	37.17% 42	51.33% 58	113
Landscape re-plantings mulch replenishment	16.96% 19	49.11% 55	33.93% 38	112
Resurface/re-stripe parking lot	3.57% 4	41.07% 46	55.36% 62	112
Would you support funding this item?				
	YES	MAYBE	NO	TOTAL
Playground mulch replenishment	42.68% 35	36.59% 30	20.73% 17	82
Repaint Sailfish Room interior	26.51% 22	24.10% 20	49.40% 41	83
Repaint exterior of building and fencing	33.73% 28	34.94% 29	31.33% 26	83
Sailfish Room kitchen improvements	23.17% 19	26.83% 22	50.00% 41	82
Sailfish Room furniture replacement/repairs	21.95% 18	25.61% 21	52.44% 43	82
Sailfish Room fireplace replacement	9.76% 8	21.95% 18	68.29% 56	82
New roofing on building	35.37% 29	39.02% 32	25.61% 21	82
Sailfish Room bathroom improvements	23.46% 19	30.86% 25	45.68% 37	81
Landscape re-plantings mulch replenishment	32.93% 27	41.46% 34	25.61% 21	82
Resurface/re-stripe parking lot	18.29% 15	29.27% 24	52.44% 43	82

**Q10: Please review the following potential additions/enhancements for general District facilities and park. Indicate the level of importance and your support for funding each item.**

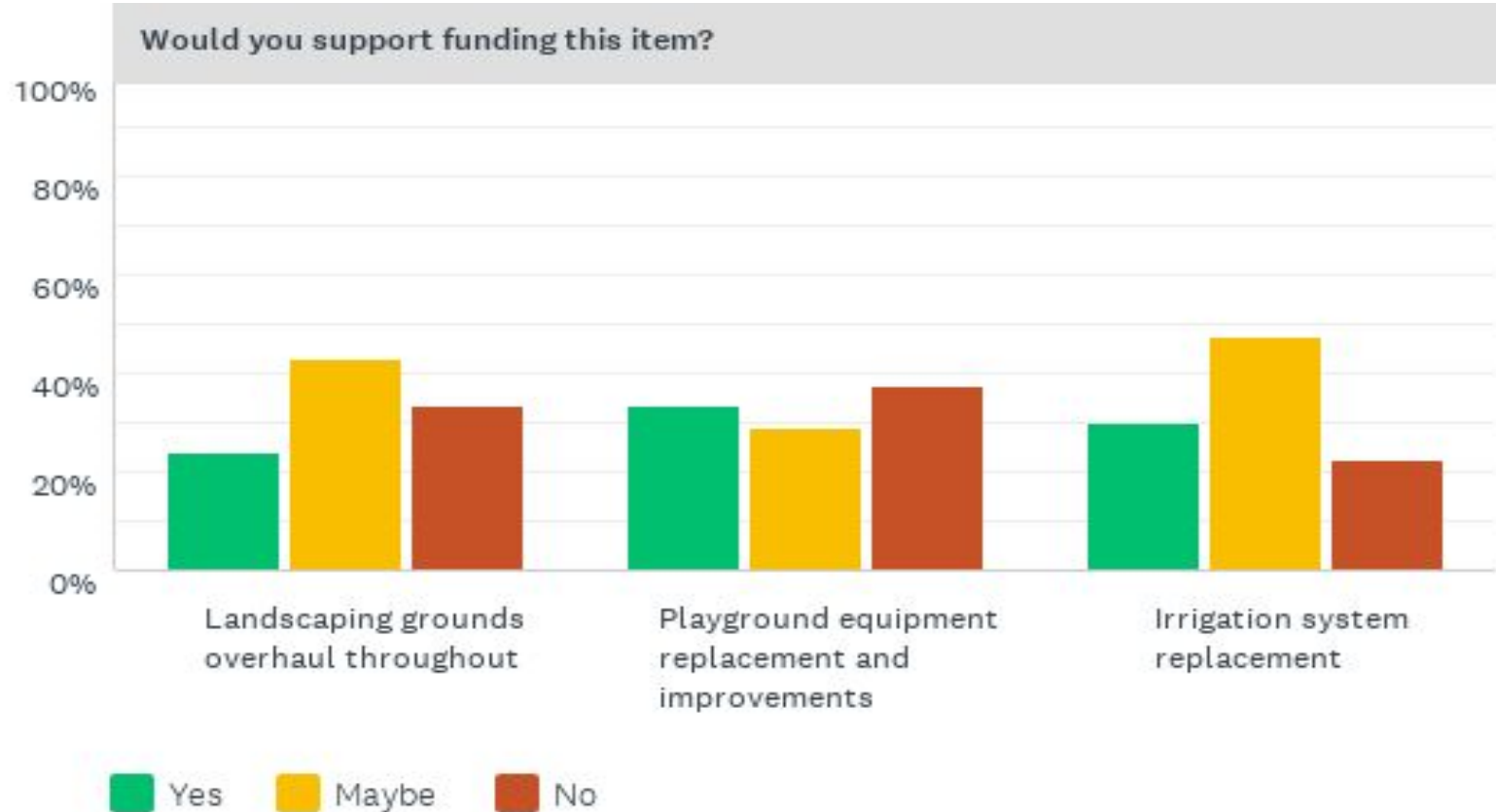
Answered: 118 Skipped: 43





**Q10: Please review the following potential additions/enhancements for general District facilities and park. Indicate the level of importance and your support for funding each item.**

Answered: 118 Skipped: 43



**Q11: Please indicate which of the following funding sources you would support to achieve the types repairs and enhancements, as outlined in this survey. \*Tax authorizations/tax increases must be approved in an election. Select all that apply.**

Answered: 124 Skipped: 37

